















- A = Gateway To Labyrinth Level 9 (M)
- B = Gate To Red Arena Staging Area (1)
- C = Info D = Nexus E = Roster
- F = Gate To Green Arena Staging Area (3)
- G = Gate To Yellow Arena Staging Area (2)
- H = Gate To Entrance Of Arnakkian's Arena
- J = Teleport To B | = Moving Wall | = Moving Wall
- || = Moving Wall == = Moving Wall

General Key

		= Open Door
		= Locked Door
		= One Way Door
		= Secret Door, Use Detect To Find
		= Two Way Walk Through Wall
		= One Way Walk Through Wall
		= One Way Walk Through Wall, A Door Will Appear On The Other Side