















- A = Wind Hollow, Arrive Here from Level 7 (J)
- B = Door For Humans & Halflings
- C = Door For Elves & Gnomes
- D = Initiative In Combat Improves
- E = Door For Gremlins & Dwarves East, Orcs & Trolls West
- F = To ZZYZX, Teleport To Level 7 (K)
- G = Exodus, Arrive From Level 7 (R)
- H = Infinity Fountain
- I = Information
- J = Steam Vapor From Pit
- K = Charter Fountain
- L = Acces Shaft To Drawbridge Level 9 (A)
- M = To The Great Hall (B)
- N = Fight For Key To Back Alley
- O = To Castlegate Level 9 (C)
- P = Tempest Winds
- Q = To Zephyr Wind Section Level 7 (S)
- R = Fight Tempest Wind For Harvest Horn
- S = Arrive Here From Level 9 (G)
- T = Ariel Fountain

U = Uoranti's Passage Entrance
V = Morgard's Fountain
W = Arrive Here From Dragon's Leap
X = Major Fight
Y = To Uoranti's Passage Level 7 (4)
Z = Labyrinth Back Alley From Level 7 (1) To Uoranti's Passage
1 = Trolls End
2 = Mymy Fountain
3 = Troll Fountain
4 = To Mage Overlook Level 7 (M14)
5 = Stone Gaint Fountain
█ = Pit
█ = Heaven's Fury
█ = Lava

General Key

		= Open Door
		= Locked Door
		= One Way Door
		= Secret Door, Use Detect To Find
		= Two Way Walk Through Wall
		= One Way Walk Through Wall
		= One Way Walk Through Wall, A Door Will Appear On The Other Side