















- A = Back To Labyrinth Level 9 (M)
- B = Arrive Here From Labyrinth Level 9 (M)
- C = Instructions
- D = Instructions
- E = Luck Seven
- F = To Dice Maze
- G = Ghost Elf Lord
- H = Spirit Of Woman
- I = Information
- J = Apples
- K = Note
- L = Message
- M = Message
- N = To Second Dice Maze
- O = Message
- P = Message
- Q = Message
- R = Message
- S = Broken Bridge
- T = Message

U = Message
V = Fight For Queen Of Spade
W = Fight For King Of Spade
X = Major Battle
Y = Hearts Door + Crescent Button
Z = Cribbage/Jack Door
1 = King Door
2 = Blackjack Fountain
3 = Cribbage Fountain
█ = Red Square Note: Due to the complex nature of the Dice
█ = Blue Square mazes there was no way I could make the maps
█ = Pit look like the one Sue sent me, sorry for that.

General Key

		= Open Door
		= Locked Door
		= One Way Door
		= Secret Door, Use Detect To Find
		= Two Way Walk Through Wall
		= One Way Walk Through Wall
		= One Way Walk Through Wall, A Door Will Appear On The Other Side