















- A = Arrive Here From Castle Wizard Room (I6)
- B = Endless Void
- C = Earth Elemental Door
- D = Runes
- E = Andreas
- F = Guardians Of Arnakkian
- G = Teleport To Arnakkian's Tomb, Castle Wizard Room (C6)
- H = Safety
- I = Information
- X = Major Battle
- ▨ = Pit
- ▩ = Void

General Key

		= Open Door
		= Locked Door
		= One Way Door
		= Secret Door, Use Detect To Find
		= Two Way Walk Through Wall
		= One Way Walk Through Wall
		= One Way Walk Through Wall, A Door Will Appear On The Other Side