

















### General Key

- |   |   |   |
|---|---|---|
|  |  | = Open Door   |
|  |  | = Locked Door   |
|  |  | = One Way Door  |
|  |  | = Secret Door, Use Detect To Find                                 |
|  |  | = Two Way Walk Through Wall                                       |
|  |  | = One Way Walk Through Wall                                       |
|  |  | = One Way Walk Through Wall, A Door Will Appear On The Other Side |