















- A = Stairs To Level 3 The Great Corridor (D)
- B = Teleport To Level 1 Vestibule (K)
- C = Arrive From Level 2 Cleowyn's Palace (D)
- D = Elevator To Level 2 Cleowyn's Palace (C)
- E = Door Locked From Both Sides, Use Domicile Key
- F = Use Blue Lockpicks On The Locked Door
- G = Teleport To Level 3 The Great Corridor
- H = Teleport To Level 5 The Lava Cellar (A)
- I = General Info
- J = Stairs To level 5 The Thieves Den (A)
- K = Fight For King's Domicile Key
- S = Spinner
- X = Major Battle
- 1-13= Trapdoors, Same Numbers As In Lower Cellar Level 5

General Key

| | | |
|---|---|---|
|  |  | = Open Door |
|  |  | = Locked Door |
|  |  | = One Way Door |
|  |  | = Secret Door, Use Detect To Find |
|  |  | = Two Way Walk Through Wall |
|  |  | = One Way Walk Through Wall |
|  |  | = One Way Walk Through Wall, A Door Will Appear On The Other Side |