















- A = Stairs To Level 2 The Palace Corridor
- B = Sealed Door, No Lock
- C = Sealed Door, bas relief of ring
- D = Switches
- E = Tapestry
- F = Fight For O Rune Vowel Key
- H = Stairs To Level 2 Secret Room (A)
- I = General Info
- J = Fight For I Rune Vowel Key
- K = Stairs To Level 2 Secret Room (A)
- L = Fight For E Rune Vowel Key
- M = Stairs To Level 2 Secret Room (A)
- X = General Battle

### General Key

		= Open Door
		= Locked Door
		= One Way Door
		= Secret Door, Use Detect To Find
		= Two Way Walk Through Wall
		= One Way Walk Through Wall
		= One Way Walk Through Wall, A Door Will Appear On The Other Side