















- Many Doors Are Opened By Brute Strength**
- A = Use Blue Lockpick On The Locked Door
 - B = Teleport To Level 1 Soldiers Quarters (J)
 - C = Major Battle For An Orange Lockpick
 - D = Pit To Level 4 King Domicile (C)
 - I = General Info
 - X = Major Battle
 - 1-13= Arrival Points From The Trapdoors With the Same Number At Clewyn's Palace

General Key

		= Open Door
		= Locked Door
		= One Way Door
		= Secret Door, Use Detect To Find
		= Two Way Walk Through Wall
		= One Way Walk Through Wall
		= One Way Walk Through Wall, A Door Will Appear On The Other Side