















- A = Use Palace Key On Locked Door
- B = Tapestry - None Shall Pass Save One Who Holds The Key To The Palace
- C = Stairs To Level 1 The Vestibule (J)
- D = Stairs To Level 3 The Rune Room (A)
- E = Locked West To East, Use Blue Lockpicks
- F = To Cleowyn's Palace
- I = General Info
- X = Major Battle

### General Key

		= Open Door
		= Locked Door
		= One Way Door
		= Secret Door, Use Detect To Find
		= Two Way Walk Through Wall
		= One Way Walk Through Wall
		= One Way Walk Through Wall, A Door Will Appear On The Other Side