















- A = Use Blue Lockpicks To Open
- B = Open By Brute Force
- C = Elevator From Level 4 - King's Domicile (D) Arrives Here
- D = Pit To Level 4 - King's Domicile (C)
- E = Runes
- F = Tapestry, Middle Is Blank Until You Do H
- G = King Clewyn & Other Ghosts! Fight For King's Ring
- H = Meet King Clewyn Here After Fight At G
- I = General Info
- X = Major Battle
- 1-12= Trapdoors To The Same Number As In Level 3 The Prison
- █ = Column
- ▤ = Moveable Column

General Key

		= Open Door
		= Locked Door
		= One Way Door
		= Secret Door, Use Detect To Find
		= Two Way Walk Through Wall
		= One Way Walk Through Wall
		= One Way Walk Through Wall, A Door Will Appear On The Other Side