















- A = Major Battle & Info - To Reach The Next Level You Need A Special Key Which Is Somewhere On This Level
- B = Raptor Guards King Clewyn's Key
- C = Cro-Lizard Guards King Clewyn's Lockpick
- D = Locked Door, You Can Go From South To North Though
- E = Use Brute Strength To Open Lock Door
- F = Use Clewyn's Key To Open Locked Door
- G = Pit - Fall To Pit Bottom Level 5
- H = Teleport For Characters Of Level 20 Or Higher To Level 5 The Thieves Den (A)
- I = General Info
- J = To The Vestibule
- K = To The Dungeon Entrance
- X = Major Battle

General Key

		= Open Door
		= Locked Door
		= One Way Door
		= Secret Door, Use Detect To Find
		= Two Way Walk Through Wall
		= One Way Walk Through Wall
		= One Way Walk Through Wall, A Door Will Appear On The Other Side